

Exploration

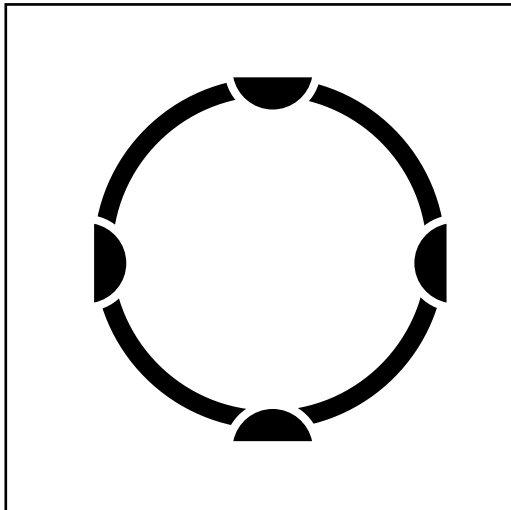
Divergent Thinking - to create multiple solutions to solve one problem.

Variation - A small change within a design.


Use the shapes to create a variation. Variations can be created by changing the size, and position of the shapes.

Create your own variation design to the idea provided.


Create a variation of this idea




Examples of Variation




Your variation #1




Your variation #2




Create a variation of this idea




Your variation




Your variation




Create a variation of this idea




Your variation




Your variation




Create a variation of this idea




Your variation




Your variation



Create a variation of this idea



Your variation



Your variation



Multi-Layered Texture Plates for backgrounds

Use the idea of variation to create a plate for the background texture.

For this activity you will work on the **back of the cardboard** that has your mask with emotion design.

Your job is to use cut shapes of paper and other materials to create/design a plate that can be used as a background and/or overlapping texture.

Apply previous knowledge from the texture rubbing plates that were provided, to create a design of your own.

You could use...

Cut pieces of heavyweight

String

Textures from nature

Found objects such as netting or mesh

Be creative with your materials that you use to create your textures.

Requirements for your background plate assignment.

- 1. Fill the 8" x 10" cardboard at least 60% full of cut paper, string, natural materials, or other textured surfaces.**
- 2. Make sure all your pieces are glued down very securely.**
- 3. Make sure your name is on your plate.**
- 4. Use regular printer paper to make a minimum of 6 different Frottage examples that use the mask with emotion, and the background texture plate together.**
- 5. Mix and explore materials - Oil Pastel, Crayon, Graphite Stick, and Colored Pencils.**
- 6. Staple all your Frottage examples together and turn them in with your cardboard plate.**